

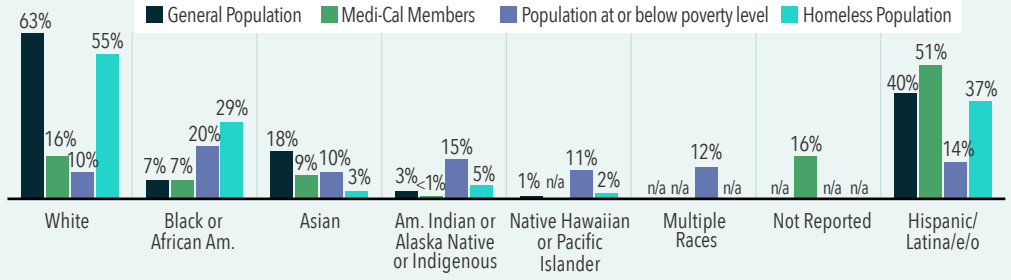
California

Total Managed Care Medi-Cal Enrollment (2023):
14,907,278

Homebase with support from the California Health Care Foundation - Feb 2025

California Racial/Ethnic Identity

US Census (2023), Medi-Cal Members (2023) Homeless Data Integration System (HDIS- 2023)

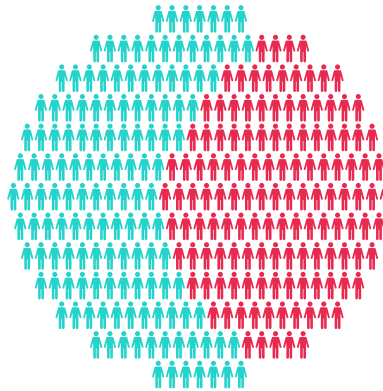


NEED

Calendar Year 2023

339,087

Estimate of People Experiencing Homelessness in California via HMIS/HDIS.



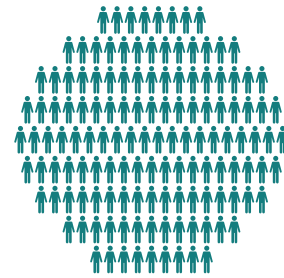
164,526



Estimate of People Experiencing Homelessness with Disabling Conditions

168,922

Estimate of People Experiencing Homelessness Who Accessed Care through the Emergency Department



ACCESS/SERVICES

Calendar Year 2023
Quarter 4 only

Enhanced Care Management (ECM)

96,269

Number of Members who are Enrolled in Enhanced Care Management (ECM)



36%

34,521

Enrollment of Members Experiencing Homelessness in ECM



Community Supports

85,955

Number of Members who Utilized Community Supports



28%

23,921
Number of Members Receiving Housing Transition Navigation Services



2%

20%

17,067
Number of Members Receiving Housing Tenancy and Sustaining Services



1,301
Number of Members Receiving Housing Deposits



¹ CalAIM has pre-identified Populations of Focus (POF), which includes both adults and children experiencing homelessness. When MCPs report the data, they select a single POF for the Medi-Cal member. Given the intersectionality that leads some of the POFs to overlap, there may be additional people experiencing homelessness receiving ECM who are categorized under other POFs.

Alameda County

Homebase with support from the California Health Care Foundation - Feb 2025

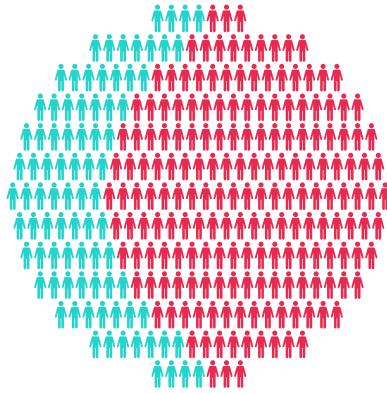
- **Two Managed Care Plans (2023):** Alameda Health Alliance and Anthem Blue Cross¹
- **Total Managed Care Medi-Cal Enrollment (2023):** 440,994
- **Whole Person Care/Health Homes participant:** Yes

NEED

Calendar Year 2023

13,655

Estimate of People Experiencing Homelessness in Alameda County via HMIS/HDIS.



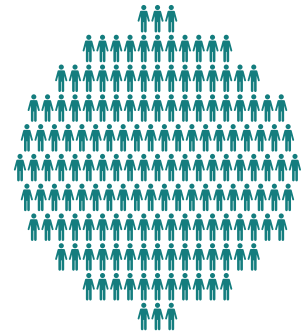
9,342

Estimate of People Experiencing Homelessness with **Disabling Conditions**



7,936

Estimate of People Experiencing Homelessness Who Accessed Care through the Emergency Department



ACCESS/SERVICES

Calendar Year 2023
Quarter 4 only

Enhanced Care Management (ECM)

2,567

Number of Members who are

Enrolled in Enhanced Care Management (ECM)²



26%

665

Enrollment of Members **Experiencing Homelessness in ECM**



Community Supports

2,496

Number of Members who

Utilized Community Supports



38%



959

Number of Members Receiving **Housing Tenancy and Sustaining Services**



26%



657

Number of Members Receiving **Housing Transition Navigation Services**



2%

47

Number of Members Receiving **Housing Deposits**



¹ As of January 1, 2024, Anthem Blue Cross is no longer serving Medi-Cal members in Alameda County. As of January 1, 2024, Kaiser Permanente began serving Medi-Cal members in Alameda County.

² CalAIM has pre-identified Populations of Focus (POF), which includes both adults and children experiencing homelessness. When MCPs report the data, they select a single POF for the Medi-Cal member. Given the intersectionality that leads some of the POFs to overlap, there may be additional people experiencing homelessness receiving ECM who are categorized under other POFs.

Alpine, Inyo, and Mono Counties

Homebase with support from the California Health Care Foundation - Feb 2025

- **Two Managed Care Plans (2023):** Anthem Blue Cross and California Health & Wellness¹
- **Total Medi-Cal Managed Care Plan enrollment (2023):** 9,127
- **Whole Person Care/Health Homes participant:** No

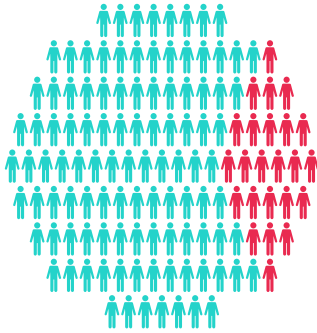
NEED

Calendar Year 2023

131



Estimate of People Experiencing Homelessness in Alpine, Inyo, and Mono Counties via HMIS/HDIS.



24



Estimate of People Experiencing Homelessness with Disabling Conditions

13



Estimate of People Experiencing Homelessness Who Accessed Care through the Emergency Department²



ACCESS/SERVICES

Calendar Year 2023
Quarter 4 only

Enhanced Care Management (ECM)

0



Number of Members who are Enrolled in Enhanced Care Management (ECM)³

0



Enrollment of Members Experiencing Homelessness in ECM

Community Supports

0



Number of Members who Utilized Community Supports

0



Number of Members Receiving Housing Transition Navigation Services

0



Number of Members Receiving Housing Deposits

0



Number of Members Receiving Housing Tenancy and Sustaining Services

¹ As of January 1, 2024, California Health & Wellness is no longer serving Alpine, Inyo or Mono counties, but Health Net Community Solutions, Inc. is the new name of the MCP in Inyo and Mono Counties. Mountain Valley Health Plan is a new MCP in Alpine County.

² Emergency Department data unavailable for Alpine County.

³ CalAIM has pre-identified Populations of Focus (POF), which includes both adults and children experiencing homelessness. When MCPs report the data, they select a single POF for the Medi-Cal member. Given the intersectionality that leads some of the POFs to overlap, there may be additional people experiencing homelessness receiving ECM who are categorized under other POFs.

Amador, Calaveras, Mariposa, and Tuolumne Counties

Homebase with support from the California Health Care Foundation - Feb 2025

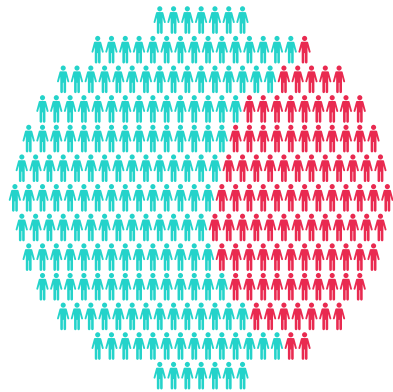
- **Three Managed Care Plans (2023):** Anthem Blue Cross, California Health & Wellness, and Kaiser Permanente (Amador only)¹
- **Total Medi-Cal Managed Care Plan enrollment (2023):** 42,913
- **Whole Person Care/Health Homes participant:** No

NEED

Calendar Year 2023

927

Estimate of People Experiencing Homelessness in Amador, Calaveras, Mariposa, and Tuolumne Counties via HMIS/HDIS.



326

Estimate of People Experiencing Homelessness with **Disabling Conditions**



238

Estimate of People Experiencing Homelessness Who Accessed Care through the Emergency Department



ACCESS/SERVICES

Calendar Year 2023
Quarter 4 only

Enhanced Care Management (ECM)

114

Number of Members who are

Enrolled in Enhanced Care Management (ECM)²



0

Enrollment of Members

Experiencing Homelessness in ECM



Community Supports

0

Number of Members who

Utilized Community Supports



0

Number of Members Receiving

Housing Transition Navigation Services



0

Number of Members Receiving

Housing Deposits



0

Number of Members Receiving

Housing Tenancy and Sustaining Services



¹ As of January 1, 2024, California Health and Wellness is no longer serving Amador, Calaveras, Mariposa or Tuolumne Counties, but Health Net Community Solutions, Inc. is the new name of the MCP in Amador, Calaveras, and Tuolumne Counties. Anthem Blue Cross is no longer active in Mariposa County, but Central California Alliance for Health is in Mariposa, as is Kaiser Permanente.

² CalAIM has pre-identified Populations of Focus (POF), which includes both adults and children experiencing homelessness. When MCPs report the data, they select a single POF for the Medi-Cal member. Given the intersectionality that leads some of the POFs to overlap, there may be additional people experiencing homelessness receiving ECM who are categorized under other POFs.

Butte County

Homebase with support from the California Health Care Foundation - Feb 2025

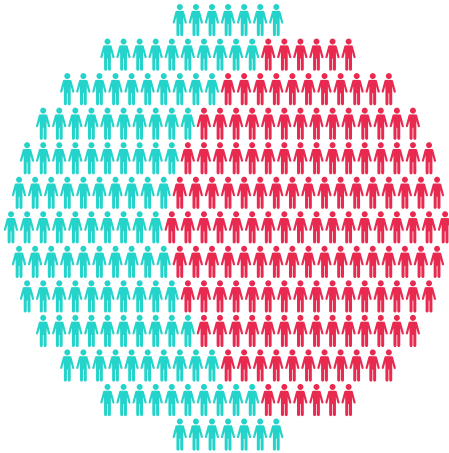
- **Two Managed Care Plans (2023):**
Anthem Blue Cross, California Health & Wellness¹
- **Total Medi-Cal Managed Care Plan enrollment (2023):** 81,559
- **Whole Person Care/Health Homes participant:** No

NEED

Calendar Year 2023

4,383

Estimate of People Experiencing Homelessness
in Butte County via HMIS/HDIS.



2,370

Estimate of People Experiencing Homelessness with **Disabling Conditions**



1,078

Estimate of People Experiencing Homelessness Who Accessed Care through the Emergency Department



ACCESS/SERVICES

Calendar Year 2023
Quarter 4 only

Enhanced Care Management (ECM)

109

Number of Members who are Enrolled in Enhanced Care Management (ECM)²



24%

26

Enrollment of Members Experiencing Homelessness in ECM



Community Supports

314

Number of Members who Utilized Community Supports



48%



Number of Members Receiving Housing Tenancy and Sustaining Services



77%



Number of Members Receiving Housing Transition Navigation Services



0%

0

Number of Members Receiving Housing Deposits



¹ As of January 1, 2024, Anthem Blue Cross and California Health & Wellness are no longer serving Butte County. Partnership Health Plan of California is currently the Medi-Cal MCP for Butte County.

² CalAIM has pre-identified Populations of Focus (POF), which includes both adults and children experiencing homelessness. When MCPs report the data, they select a single POF for the Medi-Cal member. Given the intersectionality that leads some of the POFs to overlap, there may be additional people experiencing homelessness receiving ECM who are categorized under other POFs.

Colusa, Glenn, and Trinity Counties

Homebase with support from the California Health Care Foundation - Feb 2025

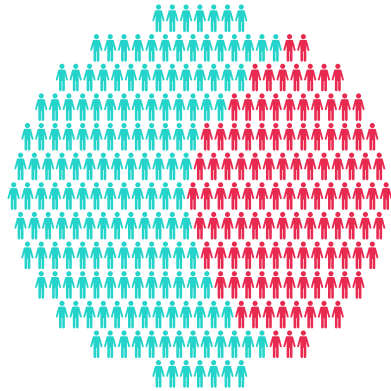
- **Three Managed Care Plans (2023):** Anthem Blue Cross (Colusa and Glenn only), California Health & Wellness (Colusa and Glenn only), and Partnership Health Plan of California (Trinity only)¹
- **Total Medi-Cal Managed Care Plan enrollment (2023):** 29,628
- **Whole Person Care/Health Homes participant:** No

NEED

Calendar Year 2023

579

Estimate of People Experiencing Homelessness in Colusa, Glenn, and Trinity Counties via HMIS/HDIS.



236

Estimate of People Experiencing Homelessness with **Disabling Conditions**



35

Estimate of People Experiencing Homelessness Who Accessed Care through the Emergency Department



ACCESS/SERVICES

Calendar Year 2023
Quarter 4 only

Enhanced Care Management (ECM)

148

Number of Members who are Enrolled in Enhanced Care Management (ECM)²



51%

75

Enrollment of Members Experiencing Homelessness in ECM



Community Supports

244

Number of Members who Utilized Community Supports



36%



88

Number of Members Receiving Housing Transition Navigation Services



0%

0

Number of Members Receiving Housing Deposits



7%



16

Number of Members Receiving Housing Tenancy and Sustaining Services



¹ As of January 1, 2024, Partnership Health Plan of California is the only Medi-Cal MCP serving Colusa, Glenn, and Trinity Counties. Anthem Blue Cross and California Health & Wellness are no longer serving the Counties.

² CalAIM has pre-identified Populations of Focus (POF), which includes both adults and children experiencing homelessness. When MCPs report the data, they select a single POF for the Medi-Cal member. Given the intersectionality that leads some of the POFs to overlap, there may be additional people experiencing homelessness receiving ECM who are categorized under other POFs.

Contra Costa County

Homebase with support from the California Health Care Foundation - Feb 2025

- **Two Managed Care Plans (2023):** Anthem Blue Cross, California Health & Wellness¹
- **Total Managed Care Medi-Cal Enrollment (2023):** 303,469
- **Whole Person Care/Health Homes participant:** Yes

NEED

Calendar Year 2023

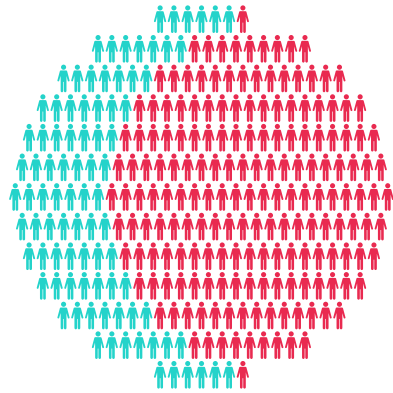
8,009

Estimate of People Experiencing Homelessness
in Contra Costa County via HMIS/HDIS.



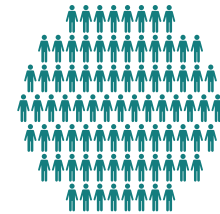
2,451

Estimate of People Experiencing Homelessness
Who Accessed Care through the Emergency Department



5,370

Estimate of People Experiencing Homelessness with **Disabling Conditions**



ACCESS/SERVICES

Calendar Year 2023
Quarter 4 only

Enhanced Care Management (ECM)

3,753

Number of Members who are
Enrolled in Enhanced Care Management (ECM)²



34%

1,291

Enrollment of Members
Experiencing Homelessness in ECM



Community Supports

1,027

Number of Members who
Utilized Community Supports



53%



550

Number of Members Receiving
Housing Transition Navigation Services



4%

40

Number of Members Receiving
Housing Deposits



8%

84

Number of Members Receiving
Housing Tenancy and Sustaining Services



¹ As of January 1, 2024, Anthem Blue Cross and California Health & Wellness are no longer serving Contra Costa County. Contra Costa Health Plan and Kaiser Permanente are currently the Medi-Cal MCPs for Contra Costa County.

² CalAIM has pre-identified Populations of Focus (POF), which includes both adults and children experiencing homelessness. When MCPs report the data, they select a single POF for the Medi-Cal member. Given the intersectionality that leads some of the POFs to overlap, there may be additional people experiencing homelessness receiving ECM who are categorized under other POFs.

Del Norte, Lassen, Modoc, Plumas, Shasta, Sierra, and Siskiyou Counties

Homebase with support from the California Health Care Foundation - Feb 2025

- **Two Managed Care Plans (2023):** Anthem Blue Cross and California Health & Wellness¹
- **Total Medi-Cal Managed Care Plan enrollment (2023):** 125,190
- **Whole Person Care/Health Homes participant:** No

NEED

Calendar Year 2023

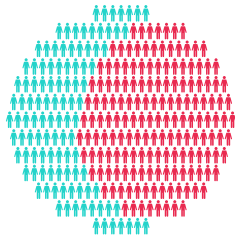
2,335

Estimate of People Experiencing Homelessness in Del Norte, Lassen, Modoc, Plumas, Shasta, Siskiyou, & Sierra Counties via HMIS/HDIS.




5,858²

Estimate of People Experiencing Homelessness Who Accessed Care through the Emergency Department³



1,381

Estimate of People Experiencing Homelessness with **Disabling Conditions**



ACCESS/SERVICES

Calendar Year 2023
Quarter 4 only

Enhanced Care Management (ECM)

955

Number of Members who are

Enrolled in Enhanced Care Management (ECM)⁴



74%

709

Enrollment of Members **Experiencing Homelessness in ECM⁴**



Community Supports

374

Number of Members who

Utilized Community Supports



4%

16

Number of Members Receiving **Housing Tenancy and Sustaining Services**



66%



247

Number of Members Receiving **Housing Transition Navigation Services**



4%

14

Number of Members Receiving **Housing Deposits**



¹ As of January 1, 2024, Partnership Health Plan of California is the only Medi-Cal MCP serving Del Norte, Lassen, Modoc, Plumas, Shasta, Sierra, & Siskiyou Counties. Anthem Blue Cross and California Health & Wellness are no longer serving the Counties.

² Hospitals differ in how they code Emergency Department visits. The calculation imputes individuals based on visits, which may be the reason Emergency Department visits exceed the number of people experiencing homelessness in this CoC.

³ Emergency Department data unavailable for Sierra County.

⁴ CalAIM has pre-identified Populations of Focus (POF), which includes both adults and children experiencing homelessness. When MCPs report the data, they select a single POF for the Medi-Cal member. Given the intersectionality that leads some of the POFs to overlap, there may be additional people experiencing homelessness receiving ECM who are categorized under other POFs.

El Dorado County

Homebase with support from the California Health Care Foundation - Feb 2025

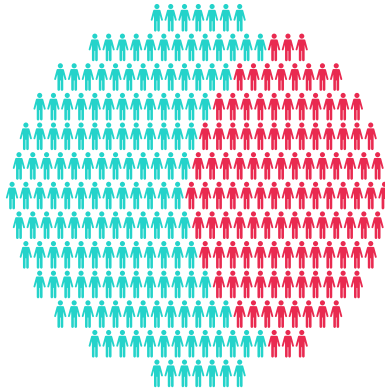
- **Two Managed Care Plans (2023):**
Anthem Blue Cross and California Health & Wellness¹
- **Total Medi-Cal Managed Care Plan enrollment (2023):** 40,234
- **Whole Person Care/Health Homes participant:** No

NEED

Calendar Year 2023

630

Estimate of People Experiencing Homelessness in El Dorado County via HMIS/HDIS.



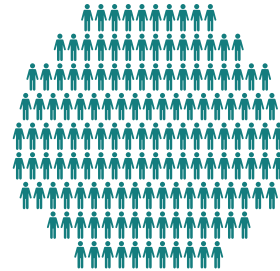
264



Estimate of People Experiencing Homelessness with **Disabling Conditions**

341

Estimate of People Experiencing Homelessness Who Accessed Care through the Emergency Department



ACCESS/SERVICES

Calendar Year 2023
Quarter 4 only

Enhanced Care Management (ECM)

110

Number of Members who are

Enrolled in Enhanced Care Management (ECM)²



12%

14

Enrollment of Members

Experiencing Homelessness in ECM



Community Supports

27

Number of Members who

Utilized Community Supports



0 Number of Members Receiving **Housing Transition Navigation Services**



0 Number of Members Receiving **Housing Deposits**



0 Number of Members Receiving **Housing Tenancy and Sustaining Services**



¹ As of January 1, 2024, California Health & Wellness is no longer serving El Dorado County. In addition to Anthem Blue Cross, Kaiser Permanente and Mounity Valley Health Plan are the Medi-Cal MCPs in the County.

² CalAIM has pre-identified Populations of Focus (POF), which includes both adults and children experiencing homelessness. When MCPs report the data, they select a single POF for the Medi-Cal member. Given the intersectionality that leads some of the POFs to overlap, there may be additional people experiencing homelessness receiving ECM who are categorized under other POFs.

Fresno/Madera Counties

Homebase with support from the California Health Care Foundation - Feb 2025

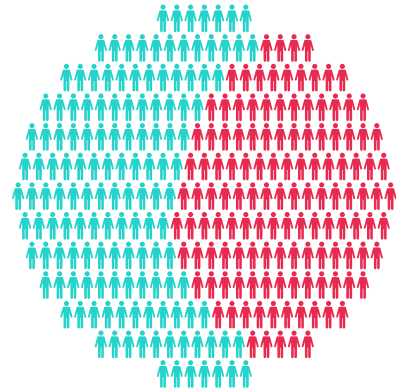
- **Two Managed Care Plans (2023):** Anthem Blue Cross and CalViva Health¹
- **Total Medi-Cal Managed Care Plan enrollment (2023):** 584,607
- **Whole Person Care/Health Homes participant:** No

NEED

Calendar Year 2023

11,120

Estimate of People Experiencing Homelessness in Fresno/Madera Counties via HMIS/HDIS.




5,303

Estimate of People Experiencing Homelessness with **Disabling Conditions**



5,708

Estimate of People Experiencing Homelessness Who Accessed Care through the Emergency Department



ACCESS/SERVICES

Calendar Year 2023
Quarter 4 only

Enhanced Care Management (ECM)

1,433

Number of Members who are Enrolled in Enhanced Care Management (ECM)²



43%

618

Enrollment of Members Experiencing Homelessness in ECM



Community Supports

1,121

Number of Members who Utilized Community Supports



66%



738

Number of Members Receiving Housing Transition Navigation Services



9%

107

Number of Members Receiving Housing Tenancy and Sustaining Services



1%

12

Number of Members Receiving Housing Deposits



¹ As of January 1, 2024, Kaiser Permanente began serving Medi-Cal members in Fresno and Madera counties, as well as Anthem Blue Cross and CalViva.

² CalAIM has pre-identified Populations of Focus (POF), which includes both adults and children experiencing homelessness. When MCPs report the data, they select a single POF for the Medi-Cal member. Given the intersectionality that leads some of the POFs to overlap, there may be additional people experiencing homelessness receiving ECM who are categorized under other POFs.

Humboldt County

Homebase with support from the California Health Care Foundation - Feb 2025

- **One Managed Care Plan (2023):** Partnership Health Plan of California
- **Total Managed Care Medi-Cal Enrollment (2023):** 61,882
- **Whole Person Care/Health Homes participant:** No

NEED

Calendar Year 2023

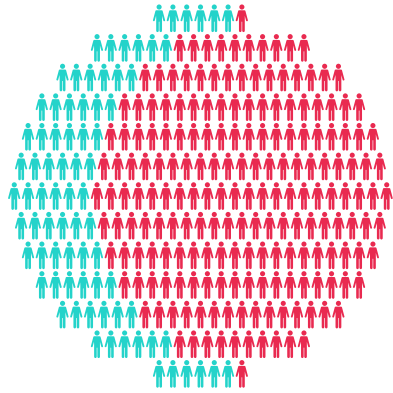
2,566

Estimate of People Experiencing Homelessness in Humboldt County via HMIS/HDIS.



809

Estimate of People Experiencing Homelessness Who Accessed Care through the Emergency Department



1,804

Estimate of People Experiencing Homelessness with Disabling Conditions



ACCESS/SERVICES

Calendar Year 2023
Quarter 4 only

Enhanced Care Management (ECM)

326

Number of Members who are

Enrolled in Enhanced Care Management (ECM)¹



73%

239

Enrollment of Members Experiencing Homelessness in ECM



Community Supports

108

Number of Members who

Utilized Community Supports



49%

53

Number of Members Receiving Housing Transition Navigation Services



29%

29

Number of Members Receiving Housing Tenancy and Sustaining Services



0%

0

Number of Members Receiving Housing Deposits



¹ CalAIM has pre-identified Populations of Focus (POF), which includes both adults and children experiencing homelessness. When MCPs report the data, they select a single POF for the Medi-Cal member. Given the intersectionality that leads some of the POFs to overlap, there may be additional people experiencing homelessness receiving ECM who are categorized under other POFs.

Imperial County

Homebase with support from the California Health Care Foundation - Feb 2025

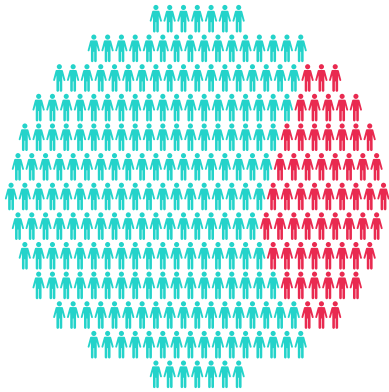
- **Two Managed Care Plans (2023):** California Health & Wellness and Molina Health Care of California¹
- **Total Managed Care Medi-Cal Enrollment (2023):** 101,889
- **Whole Person Care/Health Homes participant:** Yes

NEED

Calendar Year 2023

1,800

Estimate of People Experiencing Homelessness in Imperial County via HMIS/HDIS.



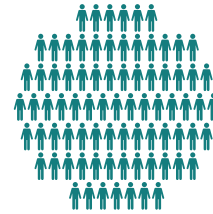
387

Estimate of People Experiencing Homelessness with **Disabling Conditions**



531

Estimate of People Experiencing Homelessness Who Accessed Care through the Emergency Department



ACCESS/SERVICES

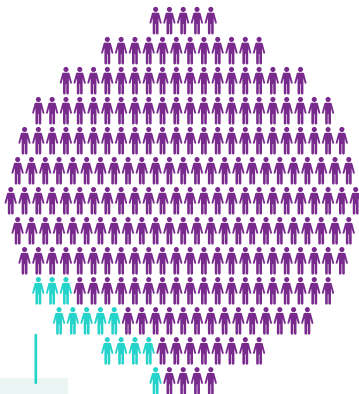
Calendar Year 2023
Quarter 4 only

Enhanced Care Management (ECM)

1,555

Number of Members who are

Enrolled in Enhanced Care Management (ECM)²



6%

87

Enrollment of Members

Experiencing Homelessness in ECM



Community Supports

191

Number of Members who

Utilized Community Supports



25%

47

Number of Members Receiving **Housing Transition Navigation Services**



0%

0

Number of Members Receiving **Housing Tenancy and Sustaining Services**



0%

0

Number of Members Receiving **Housing Deposits**



¹ As of January 1, 2024, California Health & Wellness and Molina Health Plan of California are no longer serving Imperial County. As of January 1, 2024, Community Health Plan of Imperial County and Kaiser Permanent are serving Imperial County.

² CalAIM has pre-identified Populations of Focus (POF), which includes both adults and children experiencing homelessness. When MCPs report the data, they select a single POF for the Medi-Cal member. Given the intersectionality that leads some of the POFs to overlap, there may be additional people experiencing homelessness receiving ECM who are categorized under other POFs.

Kern County

Homebase with support from the California Health Care Foundation - Feb 2025

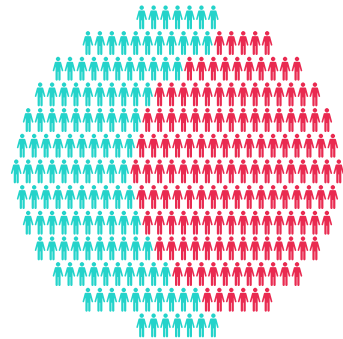
- **Two Managed Care Plans (2023):** Health Net Community Solutions, Inc. and Kern Health Systems¹
- **Total Medi-Cal Managed Care Plan enrollment (2023):** 459,665
- **Whole Person Care/Health Homes participant:** Yes

NEED

Calendar Year 2023

8,759

Estimate of People Experiencing Homelessness in Kern County via HMIS/HDIS.



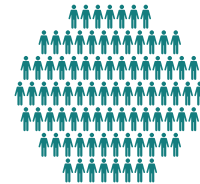
4,672

Estimate of People Experiencing Homelessness with **Disabling Conditions**



2,768

Estimate of People Experiencing Homelessness Who Accessed Care through the Emergency Department



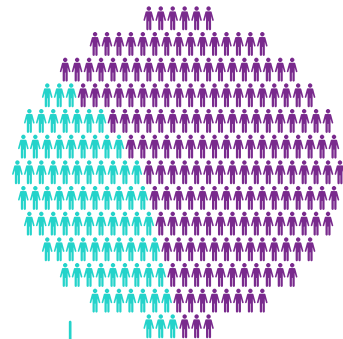
ACCESS/SERVICES

Calendar Year 2023
Quarter 4 only

Enhanced Care Management (ECM)

8,502

Number of Members who are Enrolled in Enhanced Care Management (ECM)²



31%

2,617

Enrollment of Members Experiencing Homelessness in ECM



Community Supports

1,731

Number of Members who Utilized Community Supports



36%

627

Number of Members Receiving Housing Transition Navigation Services



10%

181

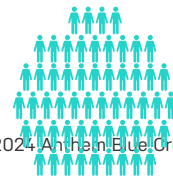
Number of Members Receiving Housing Tenancy and Sustaining Services



1%

25

Number of Members Receiving Housing Deposits



¹ As of January 1, 2024, Health Net and Kern Health Systems are no longer serving Kern County. As of January 1, 2024, Anthem Blue Cross, Kaiser Permanente, and Kern Family Health Plan are the Medi-Cal MCPs in Kern County.

² CalAIM has pre-identified Populations of Focus (POF), which includes both adults and children experiencing homelessness. When MCPs report the data, they select a single POF for the Medi-Cal member. Given the intersectionality that leads some of the POFs to overlap, there may be additional people experiencing homelessness receiving ECM who are categorized under other POFs.

Kings and Tulare Counties

Homebase with support from the California Health Care Foundation - Feb 2025

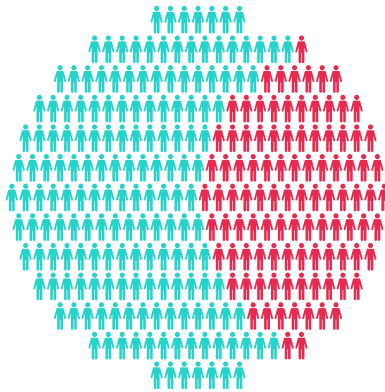
- **Two Managed Care Plans (2023):** Anthem Blue Cross and CalViva Health¹
- **Total Medi-Cal Managed Care Plan enrollment (2023):** 333,762
- **Whole Person Care/Health Homes participant:** Yes

NEED

Calendar Year 2023

4,840

Estimate of People Experiencing Homelessness in Kings and Tulare Counties via HMIS/HDIS.



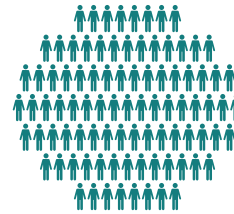
1,787

Estimate of People Experiencing Homelessness with **Disabling Conditions**



1,351

Estimate of People Experiencing Homelessness Who Accessed Care through the Emergency Department



ACCESS/SERVICES

Calendar Year 2023
Quarter 4 only

Enhanced Care Management (ECM)

1,661

Number of Members who are Enrolled in Enhanced Care Management (ECM)²



29%

476

Enrollment of Members Experiencing Homelessness in ECM



Community Supports

961

Number of Members who Utilized Community Supports



55%



534

Number of Members Receiving Housing Transition Navigation Services



1%

14

Number of Members Receiving Housing Deposits



2%

16

Number of Members Receiving Housing Tenancy and Sustaining Services



¹ As of January 1, 2024, CalViva Health is no longer serving Tulare County but Health Net Community Solutions, Inc. is serving Tulare County. As of January 1, 2024, Kaiser Permanente began serving Medi-Cal members in Kings and Tulare Counties, as well.

² CalAIM has pre-identified Populations of Focus (POF), which includes both adults and children experiencing homelessness. When MCPs report the data, they select a single POF for the Medi-Cal member. Given the intersectionality that leads some of the POFs to overlap, there may be additional people experiencing homelessness receiving ECM who are categorized under other POFs.

Lake County

Homebase with support from the California Health Care Foundation - Feb 2025

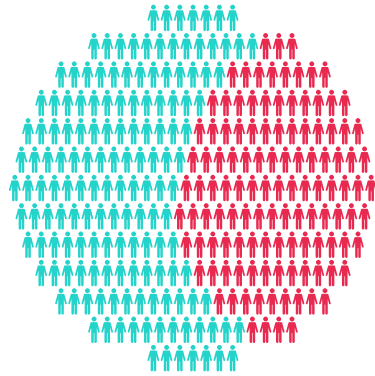
- **One Managed Care Plan (2023):** Partnership Health Plan of California
- **Total Medi-Cal Managed Care Plan enrollment (2023):** 35,426
- **Whole Person Care/Health Homes participant:** No

NEED

Calendar Year 2023

440

Estimate of People Experiencing Homelessness
in Lake County via HMIS/HDIS.




193

Estimate of People Experiencing Homelessness with **Disabling Conditions**



290

Estimate of People Experiencing Homelessness Who Accessed Care through the Emergency Department



ACCESS/SERVICES

Calendar Year 2023
Quarter 4 only

Enhanced Care Management (ECM)

187

Number of Members who are Enrolled in Enhanced Care Management (ECM)¹



73%

137

Enrollment of Members Experiencing Homelessness in ECM



Community Supports

202

Number of Members who Utilized Community Supports



71%



143

Number of Members Receiving Housing Transition Navigation Services



0%

0

Number of Members Receiving Housing Deposits



27%



54

Number of Members Receiving Housing Tenancy and Sustaining Services



¹ CalAIM has pre-identified Populations of Focus (POF), which includes both adults and children experiencing homelessness. When MCPs report the data, they select a single POF for the Medi-Cal member. Given the intersectionality that leads some of the POFs to overlap, there may be additional people experiencing homelessness receiving ECM who are categorized under other POFs.

Los Angeles County ¹

Homebase with support from the California Health Care Foundation - Feb 2025

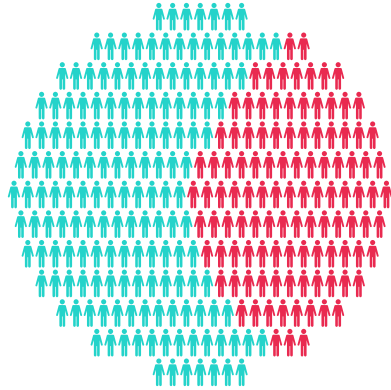
- **Four Managed Care Plans (2023):** AIDS Healthcare Foundation, Health Net Community Solutions Inc., L.A. Care Health Plan, SCAN Health Plan²
- **Total Medi-Cal Managed Care Plan enrollment (2023):** 3,807,455
- **Whole Person Care/Health Homes participant:** Yes

NEED

Calendar Year 2023

108,442

Estimate of People Experiencing Homelessness in Los Angeles County via HMIS/HDIS.



43,875

Estimate of People Experiencing Homelessness Who Accessed Care through the Emergency Department



43,893

Estimate of People Experiencing Homelessness with Disabling Conditions



ACCESS/SERVICES

Calendar Year 2023
Quarter 4 only

Enhanced Care Management (ECM)

23,113

Number of Members who are Enrolled in Enhanced Care Management (ECM)³



42%

9,622

Enrollment of Members Experiencing Homelessness in ECM



Community Supports

18,720

Number of Members who Utilized Community Supports



26%



5,340

Number of Members Receiving Housing Transition Navigation Services



68%



12,707

Number of Members Receiving Housing Tenancy and Sustaining Services



<1%

37

Number of Members Receiving Housing Deposits



¹ Los Angeles is covered by 4 separate CoCs. The largest population is served by the Los Angeles Homeless Services Authority (LAHSA), but there are separate CoCs in the City of Glendale, City of Long Beach, and City of Pasadena. Data for Medi-Cal is reported for the entire geographic county. Data about homelessness from the Homeless Data Integration System (HDIS), is broken down by each of the four CoCs. The HDIS information provided here is the aggregate from all four CoCs.

² As of January 1, 2024, the AIDS Healthcare Foundation is no longer serving Medi-Cal members in Los Angeles County and SCAN Health Plan is only a Specialty Health Plan. As of January 1, 2024, Kaiser Permanente began serving Medi-Cal members in Los Angeles County.

³ CalAIM has pre-identified Populations of Focus (POF), which includes both adults and children experiencing homelessness. When MCPs report the data, they select a single POF for the Medi-Cal member. Given the intersectionality that leads some of the POFs to overlap, there may be additional people experiencing homelessness receiving ECM who are categorized under other POFs.

Marin County

Homebase with support from the California Health Care Foundation - Feb 2025

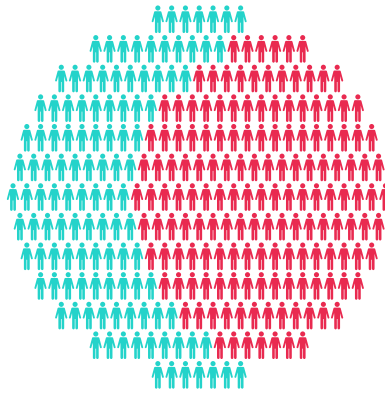
- **One Managed Care Plan (2023):** Partnership Health Plan of California¹
- **Total Managed Care Medi-Cal Enrollment (2023):** 51,427
- **Whole Person Care/Health Homes participant:** Yes

NEED

Calendar Year 2023

1,914

Estimate of People Experiencing Homelessness in Marin County via HMIS/HDIS.



1,082

Estimate of People Experiencing Homelessness with **Disabling Conditions**



427

Estimate of People Experiencing Homelessness Who Accessed Care through the Emergency Department



ACCESS/SERVICES

Calendar Year 2023
Quarter 4 only

Enhanced Care Management (ECM)

360

Number of Members who are

Enrolled in Enhanced Care Management (ECM)²



64%

230

Enrollment of Members

Experiencing Homelessness in ECM



Community Supports

55

Number of Members who

Utilized Community Supports



44%

24

Number of Members Receiving **Housing Transition Navigation Services**



0%

0%

0

Number of Members Receiving **Housing Tenancy and Sustaining Services**



0

Number of Members Receiving **Housing Deposits**



¹ As of January 1, 2024, Kaiser Permanente began serving Medi-Cal members in Marin County.

² CalAIM has pre-identified Populations of Focus (POF), which includes both adults and children experiencing homelessness. When MCPs report the data, they select a single POF for the Medi-Cal member. Given the intersectionality that leads some of the POFs to overlap, there may be additional people experiencing homelessness receiving ECM who are categorized under other POFs.

Mendocino County

Homebase with support from the California Health Care Foundation - Feb 2025

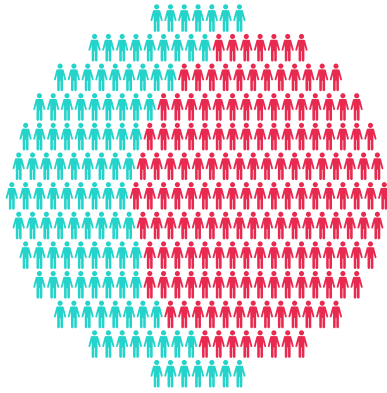
- **One Managed Care Plan (2023):** Partnership Health Plan of California
- **Total Medi-Cal Managed Care Plan enrollment (2023):** 41,852
- **Whole Person Care/Health Homes participant:** Yes

NEED

Calendar Year 2023

1,397

Estimate of People Experiencing Homelessness in Mendocino County via HMIS/HDIS.



811

Estimate of People Experiencing Homelessness with Disabling Conditions



294

Estimate of People Experiencing Homelessness Who Accessed Care through the Emergency Department



ACCESS/SERVICES

Calendar Year 2023
Quarter 4 only

Enhanced Care Management (ECM)

400

Number of Members who are

Enrolled in Enhanced Care Management (ECM)¹



50%

201

Enrollment of Members

Experiencing Homelessness in ECM⁴



Community Supports

17

Number of Members who

Utilized Community Supports



65%

11

Number of Members Receiving **Housing Transition Navigation Services**



0%

0

Number of Members Receiving **Housing Tenancy and Sustaining Services**



0%

0

Number of Members Receiving **Housing Deposits**



¹ CalAIM has pre-identified Populations of Focus (POF), which includes both adults and children experiencing homelessness. When MCPs report the data, they select a single POF for the Medi-Cal member. Given the intersectionality that leads some of the POFs to overlap, there may be additional people experiencing homelessness receiving ECM who are categorized under other POFs.

Merced County

Homebase with support from the California Health Care Foundation - Feb 2025

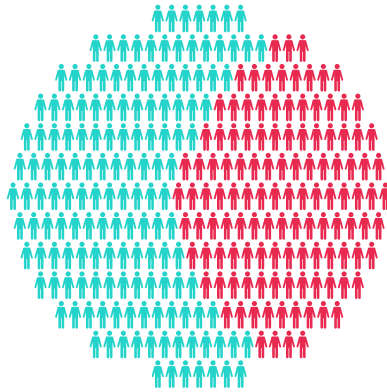
- **One Managed Care Plan (2023):** Central California Alliance for Health
- **Total Medi-Cal Managed Care Plan enrollment (2023):** 151,505
- **Whole Person Care/Health Homes participant:** No

NEED

Calendar Year 2023

3,451

Estimate of People Experiencing Homelessness in Merced County via HMIS/HDIS.



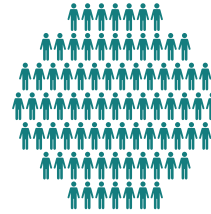
1,535

Estimate of People Experiencing Homelessness with **Disabling Conditions**



1,012

Estimate of People Experiencing Homelessness Who Accessed Care through the Emergency Department



ACCESS/SERVICES

Calendar Year 2023
Quarter 4 only

Enhanced Care Management (ECM)

826

Number of Members who are

Enrolled in Enhanced Care Management (ECM)¹



57%

472

Enrollment of Members

Experiencing Homelessness in ECM



Community Supports

770

Number of Members who

Utilized Community Supports



57%



440

Number of Members Receiving **Housing Transition Navigation Services**



8%

61

Number of Members Receiving **Housing Deposits**



10%

76

Number of Members Receiving **Housing Tenancy and Sustaining Services**



¹ CalAIM has pre-identified Populations of Focus (POF), which includes both adults and children experiencing homelessness. When MCPs report the data, they select a single POF for the Medi-Cal member. Given the intersectionality that leads some of the POFs to overlap, there may be additional people experiencing homelessness receiving ECM who are categorized under other POFs.

Monterey and San Benito Counties

Homebase with support from the California Health Care Foundation - Feb 2025

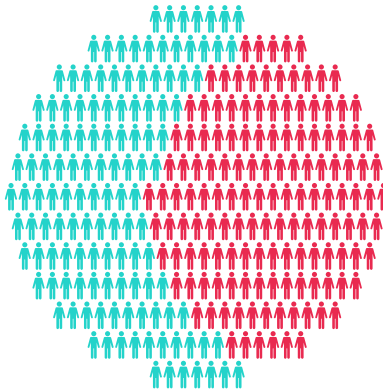
- **Two Managed Care Plans (2023):** Anthem Blue Cross (San Benito only) and Central California Alliance for Health (Monterey only)¹
- **Total Medi-Cal Managed Care Plan enrollment (2023):** 201,175
- **Whole Person Care/Health Homes participant:** Yes

NEED

Calendar Year 2023

3,106

Estimate of People Experiencing Homelessness in Monterey and San Benito Counties via HMIS/HDIS.



1,595

Estimate of People Experiencing Homelessness with **Disabling Conditions**



1,274

Estimate of People Experiencing Homelessness Who Accessed Care through the Emergency Department



ACCESS/SERVICES

Calendar Year 2023
Quarter 4 only

Enhanced Care Management (ECM)

941

Number of Members who are Enrolled in Enhanced Care Management (ECM)²



49%

458

Enrollment of Members Experiencing Homelessness in ECM



Community Supports

902

Number of Members who Utilized Community Supports



39%



355

Number of Members Receiving Housing Transition Navigation Services



2%

19

Number of Members Receiving Housing Deposits



6%

58

Number of Members Receiving Housing Tenancy and Sustaining Services



¹ As of January 1, 2024, Anthem Blue Cross is no longer active in San Benito County. Central California Alliance for Health is the Medi-Cal MCP for both Counties.

² CalAIM has pre-identified Populations of Focus (POF), which includes both adults and children experiencing homelessness. When MCPs report the data, they select a single POF for the Medi-Cal member. Given the intersectionality that leads some of the POFs to overlap, there may be additional people experiencing homelessness receiving ECM who are categorized under other POFs.

Napa County

Homebase with support from the California Health Care Foundation - Feb 2025

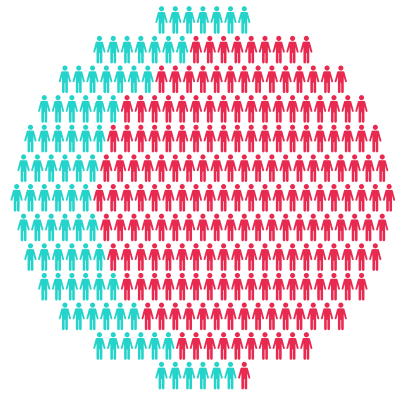
- **One Managed Care Plan (2023):** Partnership Health Plan of California
- **Total Managed Care Medi-Cal Enrollment (2023):** 35,354
- **Whole Person Care/Health Homes participant:** Yes

NEED

Calendar Year 2023

1,043

Estimate of People Experiencing Homelessness in Napa County via HMIS/HDIS.



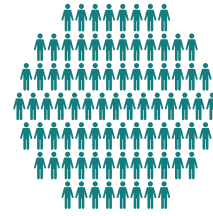
721

Estimate of People Experiencing Homelessness with **Disabling Conditions**



321

Estimate of People Experiencing Homelessness Who Accessed Care through the Emergency Department



ACCESS/SERVICES

Calendar Year 2023
Quarter 4 only

Enhanced Care Management (ECM)

230

Number of Members who are

Enrolled in Enhanced Care Management (ECM)¹



43%

100

Enrollment of Members Experiencing Homelessness in ECM



Community Supports

153

Number of Members who

Utilized Community Supports



53%



81

Number of Members Receiving **Housing Transition Navigation Services**



44%



67

Number of Members Receiving **Housing Tenancy and Sustaining Services**



0%

0

Number of Members Receiving **Housing Deposits**



¹ CalAIM has pre-identified Populations of Focus (POF), which includes both adults and children experiencing homelessness. When MCPs report the data, they select a single POF for the Medi-Cal member. Given the intersectionality that leads some of the POFs to overlap, there may be additional people experiencing homelessness receiving ECM who are categorized under other POFs.

Nevada County

Homebase with support from the California Health Care Foundation - Feb 2025

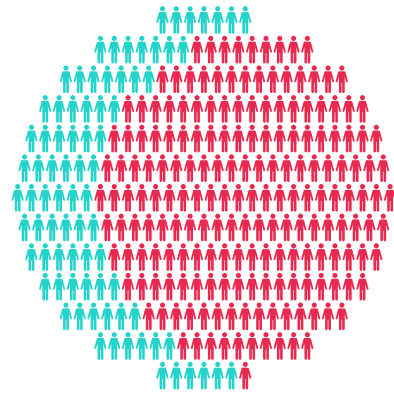
- **Two Managed Care Plans (2023):**
Anthem Blue Cross and California Health & Wellness¹
- **Total Managed Care Medi-Cal Enrollment (2023):** 11,086
- **Whole Person Care/Health Homes participant:** No

NEED

Calendar Year 2023

1,204

Estimate of People Experiencing Homelessness in Nevada County via HMIS/HDIS.



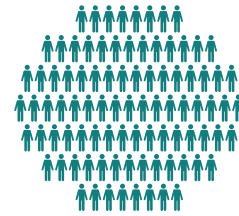
834

Estimate of People Experiencing Homelessness with **Disabling Conditions**



409

Estimate of People Experiencing Homelessness Who Accessed Care through the Emergency Department



ACCESS/SERVICES

Calendar Year 2023
Quarter 4 only

Enhanced Care Management (ECM)

146

Number of Members who are

Enrolled in Enhanced Care Management (ECM)²



27%

39

Enrollment of Members Experiencing Homelessness in ECM



Community Supports

174

Number of Members who

Utilized Community Supports



0%

0

Number of Members Receiving Housing Tenancy and Sustaining Services



22%

39

Number of Members Receiving Housing Transition Navigation Services



0%

0

Number of Members Receiving Housing Deposits



¹ As of January 1, 2024, Anthem Blue Cross and California Health & Wellness are no longer serving Nevada County. As of January 1, 2024, Partnership Health Plan of California is the Medi-Cal MCP for Nevada County.

² CalAIM has pre-identified Populations of Focus (POF), which includes both adults and children experiencing homelessness. When MCPs report the data, they select a single POF for the Medi-Cal member. Given the intersectionality that leads some of the POFs to overlap, there may be additional people experiencing homelessness receiving ECM who are categorized under other POFs.

Orange County

Homebase with support from the California Health Care Foundation - Feb 2025

- **One Managed Care Plan (2023):** CalOptima¹
- **Total Medi-Cal Managed Care Plan enrollment (2023):** 959,001
- **Whole Person Care/Health Homes participant:** Yes

NEED

Calendar Year 2023

23,845

Estimate of People Experiencing Homelessness
in Orange County via HMIS/HDIS.



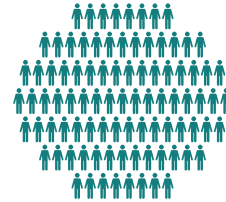
8,074

Estimate of People Experiencing Homelessness
Who Accessed Care through the Emergency Department



10,761

Estimate of People Experiencing Homelessness
with Disabling Conditions



ACCESS/SERVICES

Calendar Year 2023
Quarter 4 only

Enhanced Care Management (ECM)

1,763

Number of Members who are
Enrolled in Enhanced Care Management (ECM)²



64%

1,127

Enrollment of Members
Experiencing Homelessness in ECM



Community Supports

36,906

Number of Members who
Utilized Community Supports



8%



2,983

Number of Members Receiving
Housing Transition Navigation Services



1%

385

Number of Members Receiving
Housing Deposits



3%

1,144

Number of Members Receiving
Housing Tenancy and Sustaining Services



¹ As of January 1, 2024, Kaiser Permanente is also a Medi-Cal MCP in Orange County.

² CalAIM has pre-identified Populations of Focus (POF), which includes both adults and children experiencing homelessness. When MCPs report the data, they select a single POF for the Medi-Cal member. Given the intersectionality that leads some of the POFs to overlap, there may be additional people experiencing homelessness receiving ECM who are categorized under other POFs.

Placer County

Homebase with support from the California Health Care Foundation - Feb 2025

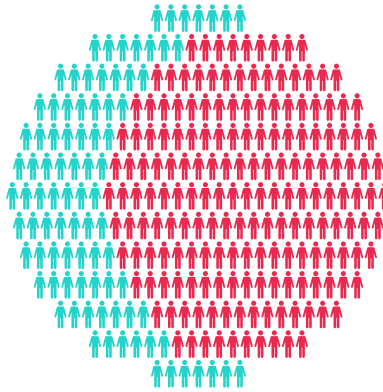
- **Three Managed Care Plans (2023):** Anthem Blue Cross, California Health & Wellness, and Kaiser Permanente¹
- **Total Medi-Cal Managed Care Plan enrollment (2023):** 72,961
- **Whole Person Care/Health Homes participant:** Yes

NEED

Calendar Year 2023

2,514

Estimate of People Experiencing Homelessness in Placer County via HMIS/HDIS.



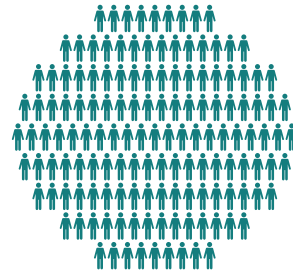
1,657

Estimate of People Experiencing Homelessness with **Disabling Conditions**



1,335

Estimate of People Experiencing Homelessness Who Accessed Care through the Emergency Department



ACCESS/SERVICES

Calendar Year 2023
Quarter 4 only

Enhanced Care Management (ECM)

352

Number of Members who are Enrolled in Enhanced Care Management (ECM)²



40%

142

Enrollment of Members Experiencing Homelessness in ECM



Community Supports

138

Number of Members who Utilized Community Supports



60%

83
Number of Members Receiving Housing Transition Navigation Services



9%

12
Number of Members Receiving Housing Deposits



8%

11
Number of Members Receiving Housing Tenancy and Sustaining Services



¹ As of January 1, 2024, Anthem Blue Cross and California Health and Wellness are no longer Placer County, but Kaiser Permanente still is. In addition, as of January 1, 2024, Partnership Health Plan of California is also serving Placer County.

² CalAIM has pre-identified Populations of Focus (POF), which includes both adults and children experiencing homelessness. When MCPs report the data, they select a single POF for the Medi-Cal member. Given the intersectionality that leads some of the POFs to overlap, there may be additional people experiencing homelessness receiving ECM who are categorized under other POFs.

Riverside County

Homebase with support from the California Health Care Foundation - Feb 2025

- **Two Managed Care Plans (2023):** Inland Empire Health Plan and Molina Healthcare of California Partner Plan, Inc.¹
- **Total Medi-Cal Managed Care Plan enrollment (2023):** 951,804
- **Whole Person Care/Health Homes participant:** Yes

NEED

Calendar Year 2023

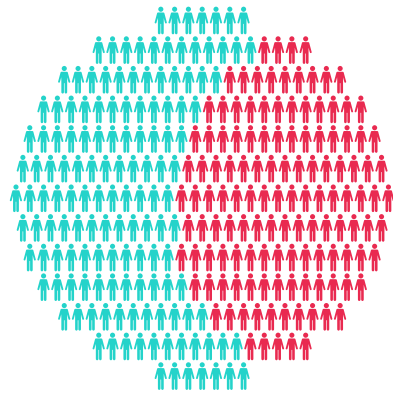
12,684

Estimate of People Experiencing Homelessness in Riverside County via HMIS/HDIS.




7,498

Estimate of People Experiencing Homelessness Who Accessed Care through the Emergency Department



6,028

Estimate of People Experiencing Homelessness with **Disabling Conditions**



ACCESS/SERVICES

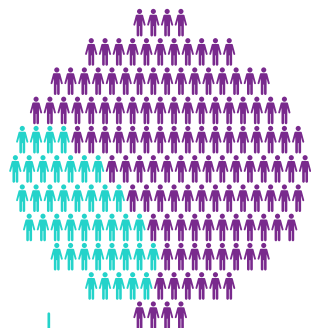
Calendar Year 2023
Quarter 4 only

Enhanced Care Management (ECM)

7,729

Number of Members who are

Enrolled in Enhanced Care Management (ECM)²



25%

1,907

Enrollment of Members

Experiencing Homelessness in ECM



Community Supports

2,409

Number of Members who

Utilized Community Supports



75%



1,815

Number of Members Receiving **Housing Transition Navigation Services**



4%

107

Number of Members Receiving **Housing Deposits**



5%

111

Number of Members Receiving **Housing Tenancy and Sustaining Services**



¹ As of January 1, 2024, Kaiser Permanente is also a Medi-Cal MCP in Riverside County.

² CalAIM has pre-identified Populations of Focus (POF), which includes both adults and children experiencing homelessness. When MCPs report the data, they select a single POF for the Medi-Cal member. Given the intersectionality that leads some of the POFs to overlap, there may be additional people experiencing homelessness receiving ECM who are categorized under other POFs.

Sacramento County

Homebase with support from the California Health Care Foundation - Feb 2025

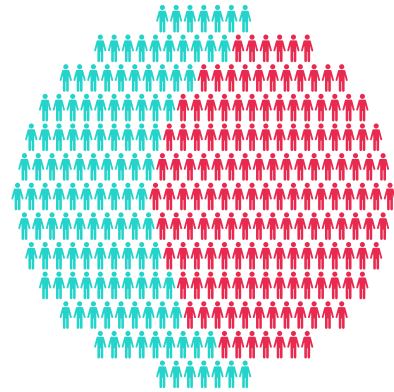
- **Five Managed Care Plans (2023):** Aetna Better Health of California, Anthem Blue Cross, Health Net, Kaiser Permanente, and Molina Healthcare of California Partner Plan, Inc.¹
- **Total Medi-Cal Managed Care Plan enrollment (2023):** 599,795
- **Whole Person Care/Health Homes participant:** Yes

NEED

Calendar Year 2023

13,323

Estimate of People Experiencing Homelessness in Sacramento County via HMIS/HDIS.



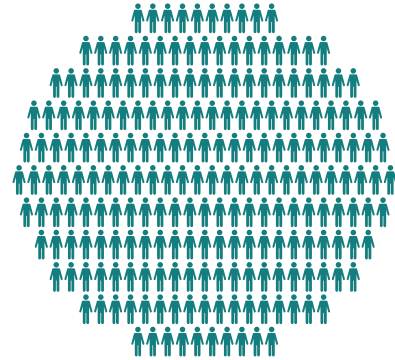
7,200

Estimate of People Experiencing Homelessness with **Disabling Conditions**



10,815²

Estimate of People Experiencing Homelessness Who Accessed Care through the Emergency Department



ACCESS/SERVICES

Calendar Year 2023
Quarter 4 only

Enhanced Care Management (ECM)

4,941

Number of Members who are Enrolled in Enhanced Care Management (ECM)³



36%

1,765

Enrollment of Members Experiencing Homelessness in ECM



Community Supports

2,561

Number of Members who Utilized Community Supports



84%

2,145

Number of Members Receiving Housing Transition Navigation Services



8%

201

Number of Members Receiving Housing Deposits



5%

126

Number of Members Receiving Housing Tenancy and Sustaining Services



¹ As of January 1, 2024, Aetna Better Health of California is no longer serving Sacramento County.

² Hospitals differ in how they code Emergency Department visits. The calculation imputes individuals based on visits, which may be the reason Emergency Department visits exceed the number of people experiencing homelessness in this CoC.

³ CalAIM has pre-identified Populations of Focus (POF), which includes both adults and children experiencing homelessness. When MCPs report the data, they select a single POF for the Medi-Cal member. Given the intersectionality that leads some of the POFs to overlap, there may be additional people experiencing homelessness receiving ECM who are categorized under other POFs.

San Bernardino County

Homebase with support from the California Health Care Foundation - Feb 2025

- **Two Managed Care Plans (2023):** Inland Empire Health Plan and Molina Healthcare of California Partner Plan, Inc.¹
- **Total Managed Care Medi-Cal Enrollment (2023):** 936,513
- **Whole Person Care/Health Homes participant:** Yes

NEED

Calendar Year 2023

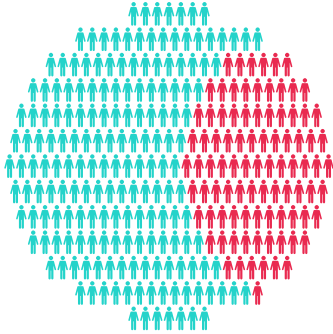
8,963

Estimate of People Experiencing Homelessness in San Bernardino County via HMIS/HDIS.



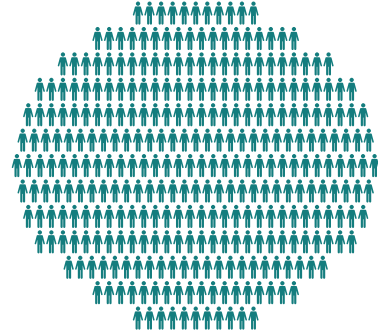
10,450²

Estimate of People Experiencing Homelessness Who Accessed Care through the Emergency Department



2,977

Estimate of People Experiencing Homelessness with **Disabling Conditions**



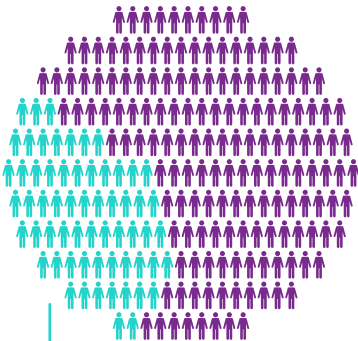
ACCESS/SERVICES

Calendar Year 2023
Quarter 4 only

Enhanced Care Management (ECM)

7,309

Number of Members who are Enrolled in Enhanced Care Management (ECM)³



28%

2,074

Enrollment of Members Experiencing Homelessness in ECM



Community Supports

2,337

Number of Members who Utilized Community Supports



80%



1,869

Number of Members Receiving Housing Transition Navigation Services



8%



186

Number of Members Receiving Housing Tenancy and Sustaining Services



5%



109

Number of Members Receiving Housing Deposits



¹ As of January 1, 2024, Kaiser Permanente is also a Medi-Cal MCP in San Bernardino County.

² Hospitals differ in how they code Emergency Department visits. The calculation imputes individuals based on visits, which may be the reason Emergency Department visits exceed the number of people experiencing homelessness in this CoC.

³ CalAIM has pre-identified Populations of Focus (POF), which includes both adults and children experiencing homelessness. When MCPs report the data, they select a single POF for the Medi-Cal member. Given the intersectionality that leads some of the POFs to overlap, there may be additional people experiencing homelessness receiving ECM who are categorized under other POFs.

San Diego County

Homebase with support from the California Health Care Foundation - Feb 2025

- **Six Managed Care Plans (2023):** Aetna Better Health of California, Blue Shield of California Promise Health Plan, Community Health Group Partnership Plan, Health Net, Kaiser Permanente, and Molina Healthcare of California Partner Plan, Inc.¹
- **Total Medi-Cal Managed Care Plan enrollment (2023):** 97,314
- **Whole Person Care/Health Homes participant:** Yes

NEED

Calendar Year 2023

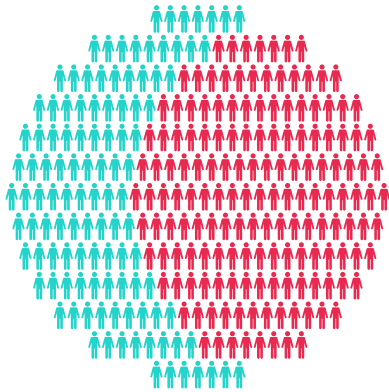
27,222

Estimate of People Experiencing Homelessness in San Diego County via HMIS/HDIS.



17,040

Estimate of People Experiencing Homelessness Who Accessed Care through the Emergency Department



15,722



Estimate of People Experiencing Homelessness with Disabling Conditions



ACCESS/SERVICES

Calendar Year 2023
Quarter 4 only

Enhanced Care Management (ECM)

15,197

Number of Members who are Enrolled in Enhanced Care Management (ECM)²



21%

3,243

Enrollment of Members

Experiencing Homelessness in ECM²



Community Supports

2,111

Number of Members who Utilized Community Supports



63%

1,340

Number of Members Receiving Housing Transition Navigation Services



2%

33

Number of Members Receiving Housing Deposits



8%

164

Number of Members Receiving Housing Tenancy and Sustaining Services



¹ As of January 1, 2024, Aetna Better Health of California and Health Net are no longer serving San Diego County.

² CalAIM has pre-identified Populations of Focus (POF), which includes both adults and children experiencing homelessness. When MCPs report the data, they select a single POF for the Medi-Cal member. Given the intersectionality that leads some of the POFs to overlap, there may be additional people experiencing homelessness receiving ECM who are categorized under other POFs.

San Francisco County

Homebase with support from the California Health Care Foundation - Feb 2025

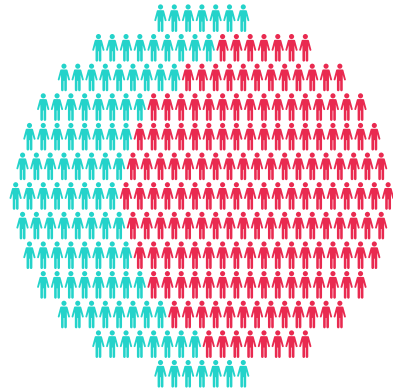
- **Two Managed Care Plans (2023):** Anthem Blue Cross and San Francisco Health Plan¹
- **Total Medi-Cal Managed Care Plan enrollment (2023):** 222,540
- **Whole Person Care/Health Homes participant:** Yes

NEED

Calendar Year 2023

20,214

Estimate of People Experiencing Homelessness in San Francisco County via HMIS/HDIS.



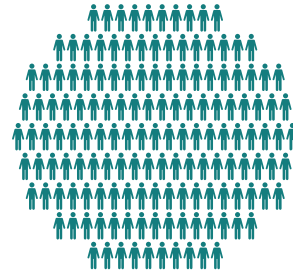
12,291

Estimate of People Experiencing Homelessness with **Disabling Conditions**



11,144

Estimate of People Experiencing Homelessness Who Accessed Care through the Emergency Department



ACCESS/SERVICES

Calendar Year 2023
Quarter 4 only

Enhanced Care Management (ECM)

1,222

Number of Members who are Enrolled in Enhanced Care Management (ECM)²



42%

514

Enrollment of Members Experiencing Homelessness in ECM



Community Supports

1,150

Number of Members who Utilized Community Supports



74%



847

Number of Members Receiving Housing Transition Navigation Services



0%

0

Number of Members Receiving Housing Tenancy and Sustaining Services



0%

0

Number of Members Receiving Housing Deposits



¹ As of January 1, 2024, Kaiser Permanente is also a Medi-Cal MCP in San Francisco County.

² CalAIM has pre-identified Populations of Focus (POF), which includes both adults and children experiencing homelessness. When MCPs report the data, they select a single POF for the Medi-Cal member. Given the intersectionality that leads some of the POFs to overlap, there may be additional people experiencing homelessness receiving ECM who are categorized under other POFs.

San Joaquin County

Homebase with support from the California Health Care Foundation - Feb 2025

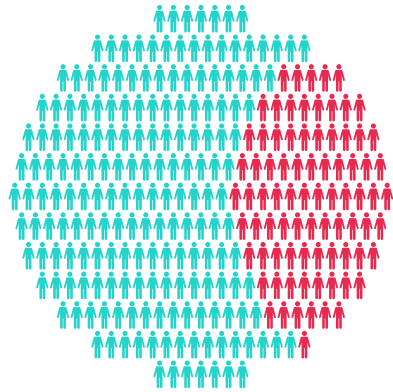
- **Two Managed Care Plans (2023):** Health Net Community Solutions, Inc. and Health Plan of San Joaquin¹
- **Total Medi-Cal Managed Care Plan enrollment (2023):** 306,221
- **Whole Person Care/Health Homes participant:** Yes

NEED

Calendar Year 2023

8,937

Estimate of People Experiencing Homelessness in San Joaquin County via HMIS/HDIS.



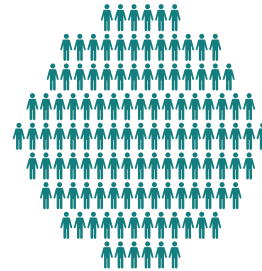
2,729

Estimate of People Experiencing Homelessness with Disabling Conditions



3,895

Estimate of People Experiencing Homelessness Who Accessed Care through the Emergency Department



ACCESS/SERVICES

Calendar Year 2023
Quarter 4 only

Enhanced Care Management (ECM)

774

Number of Members who are Enrolled in Enhanced Care Management (ECM)²



52%

406

Enrollment of Members Experiencing Homelessness in ECM



Community Supports

648

Number of Members who Utilized Community Supports



9%

60

Number of Members Receiving Housing Tenancy and Sustaining Services



75%



486

Number of Members Receiving Housing Transition Navigation Services



2%

13

Number of Members Receiving Housing Deposits



¹ As of January 1, 2024, Kaiser Permanente is also a Medi-Cal MCP in San Joaquin County.

² CalAIM has pre-identified Populations of Focus (POF), which includes both adults and children experiencing homelessness. When MCPs report the data, they select a single POF for the Medi-Cal member. Given the intersectionality that leads some of the POFs to overlap, there may be additional people experiencing homelessness receiving ECM who are categorized under other POFs.

San Luis Obispo

Homebase with support from the California Health Care Foundation - Feb 2025

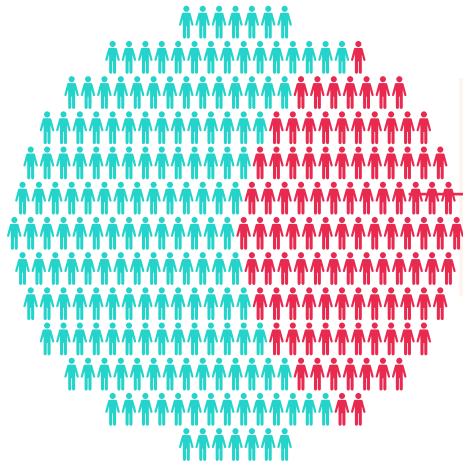
- **One Managed Care Plan (2023):** CenCal Health
- **Total Managed Care Medi-Cal Enrollment (2023):** 68,887
- **Whole Person Care/Health Homes participant:** No

NEED

Calendar Year 2023

3,223

Estimate of People Experiencing Homelessness in San Luis Obispo County via HMIS/HDIS.



1,210

Estimate of People Experiencing Homelessness with **Disabling Conditions**



1,167

Estimate of People Experiencing Homelessness Who Accessed Care through the Emergency Department



ACCESS/SERVICES

Calendar Year 2023
Quarter 4 only

Enhanced Care Management (ECM)

171

Number of Members who are Enrolled in Enhanced Care Management (ECM)¹



27%

47

Enrollment of Members Experiencing Homelessness in ECM



Community Supports

111

Number of Members who Utilized Community Supports



37%

41

Number of Members Receiving Housing Tenancy and Sustaining Services



35%

39

Number of Members Receiving Housing Transition Navigation Services



0%

0

Number of Members Receiving Housing Deposits



¹ CalAIM has pre-identified Populations of Focus (POF), which includes both adults and children experiencing homelessness. When MCPs report the data, they select a single POF for the Medi-Cal member. Given the intersectionality that leads some of the POFs to overlap, there may be additional people experiencing homelessness receiving ECM who are categorized under other POFs.

San Mateo County

Homebase with support from the California Health Care Foundation - Feb 2025

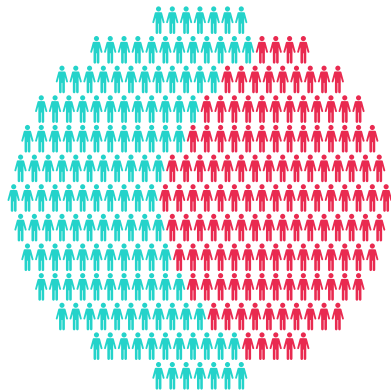
- **One Managed Care Plan (2023):** Health Plan of San Mateo¹
- **Total Managed Care Medi-Cal Enrollment (2023):** 149,966
- **Whole Person Care/Health Homes participant:** Yes

NEED

Calendar Year 2023

5,875

Estimate of People Experiencing Homelessness in San Mateo County via HMIS/HDIS.



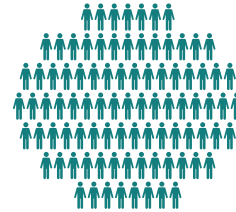
2,854

Estimate of People Experiencing Homelessness with **Disabling Conditions**



1,978

Estimate of People Experiencing Homelessness Who Accessed Care through the Emergency Department



ACCESS/SERVICES

Calendar Year 2023
Quarter 4 only

Enhanced Care Management (ECM)

563

Number of Members who are

Enrolled in Enhanced Care Management (ECM)²



27%

153

Enrollment of Members Experiencing Homelessness in ECM



Community Supports

616

Number of Members who

Utilized Community Supports



10%

64

Number of Members Receiving **Housing Transition Navigation Services**



25%

157

Number of Members Receiving **Housing Tenancy and Sustaining Services**



0%

0

Number of Members Receiving **Housing Deposits**



¹ As of January 1, 2024, Kaiser Permanente is also a Medi-Cal MCP in San Mateo County.

² CalAIM has pre-identified Populations of Focus (POF), which includes both adults and children experiencing homelessness. When MCPs report the data, they select a single POF for the Medi-Cal member. Given the intersectionality that leads some of the POFs to overlap, there may be additional people experiencing homelessness receiving ECM who are categorized under other POFs.

Santa Barbara County

Homebase with support from the California Health Care Foundation - Feb 2025

- **One Managed Care Plan (2023):** CenCal Health
- **Total Medi-Cal Managed Care Plan enrollment (2023):** 163,155
- **Whole Person Care/Health Homes participant:** No

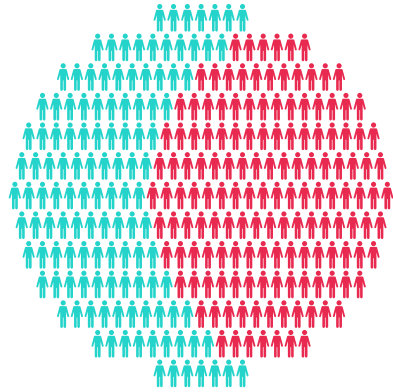
NEED

Calendar Year 2023

4,444



Estimate of People Experiencing Homelessness in Santa Barbara County via HMIS/HDIS.



2,392




Estimate of People Experiencing Homelessness with Disabling Conditions

3,011



Estimate of People Experiencing Homelessness Who Accessed Care through the Emergency Department



ACCESS/SERVICES

Calendar Year 2023
Quarter 4 only

Enhanced Care Management (ECM)

1,000



Number of Members who are Enrolled in Enhanced Care Management (ECM)¹



51%

506

Enrollment of Members Experiencing Homelessness in ECM



Community Supports

579

Number of Members who

Utilized Community Supports



28%

163

Number of Members Receiving Housing Tenancy and Sustaining Services



32%



186

Number of Members Receiving Housing Transition Navigation Services



7%

42

Number of Members Receiving Housing Deposits



¹ CalAIM has pre-identified Populations of Focus (POF), which includes both adults and children experiencing homelessness. When MCPs report the data, they select a single POF for the Medi-Cal member. Given the intersectionality that leads some of the POFs to overlap, there may be additional people experiencing homelessness receiving ECM who are categorized under other POFs.

Santa Clara County

Homebase with support from the California Health Care Foundation - Feb 2025

- **Two Managed Care Plans (2023):** Anthem Blue Cross and Santa Clara Family Health Plan¹
- **Total Medi-Cal Managed Care Plan enrollment (2023):** 424,268
- **Whole Person Care/Health Homes participant:** Yes

NEED

Calendar Year 2023

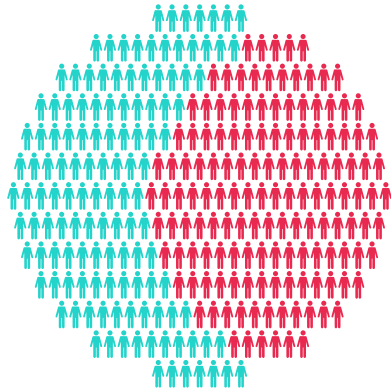
15,566

Estimate of People Experiencing Homelessness in Santa Clara County via HMIS/HDIS.



4,337

Estimate of People Experiencing Homelessness Who Accessed Care through the Emergency Department



8,098

Estimate of People Experiencing Homelessness with Disabling Conditions



ACCESS/SERVICES

Calendar Year 2023
Quarter 4 only

Enhanced Care Management (ECM)

3,348

Number of Members who are Enrolled in Enhanced Care Management (ECM)²



46%

1,556

Enrollment of Members Experiencing Homelessness in ECM



Community Supports

604

Number of Members who Utilized Community Supports



22%

130

Number of Members Receiving Housing Transition Navigation Services



0%

0

Number of Members Receiving Housing Deposits



3%

20

Number of Members Receiving Housing Tenancy and Sustaining Services



¹ As of January 1, 2024, Kaiser Permanente is also a Medi-Cal MCP in Santa Clara County.

² CalAIM has pre-identified Populations of Focus (POF), which includes both adults and children experiencing homelessness. When MCPs report the data, they select a single POF for the Medi-Cal member. Given the intersectionality that leads some of the POFs to overlap, there may be additional people experiencing homelessness receiving ECM who are categorized under other POFs.

Santa Cruz County

Homebase with support from the California Health Care Foundation - Feb 2025

- **One Managed Care Plan (2023):** Central California Alliance for Health¹
- **Total Medi-Cal Managed Care Plan enrollment (2023):** 80,378
- **Whole Person Care/Health Homes participant:** Yes

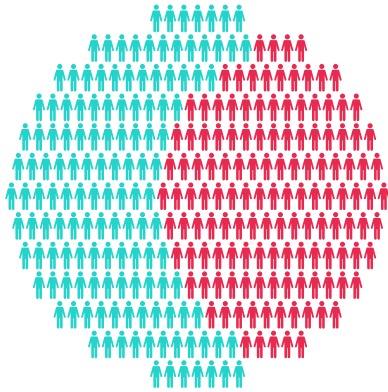
NEED

Calendar Year 2023

1,964



Estimate of People Experiencing Homelessness in Santa Cruz County via HMIS/HDIS.



999



Estimate of People Experiencing Homelessness with Disabling Conditions

1,277



Estimate of People Experiencing Homelessness Who Accessed Care through the Emergency Department



ACCESS/SERVICES

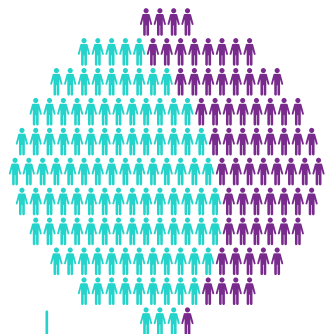
Calendar Year 2023
Quarter 4 only

Enhanced Care Management (ECM)

1,273



Number of Members who are Enrolled in Enhanced Care Management (ECM)²



62%

789



Enrollment of Members Experiencing Homelessness in ECM

Community Supports

589

Number of Members who



Utilized Community Supports



40%



236

Number of Members Receiving Housing Transition Navigation Services

2%

14



Number of Members Receiving Housing Deposits

13%



79



Number of Members Receiving Housing Tenancy and Sustaining Services

¹ As of January 1, 2024, Kaiser Permanente is also a Medi-Cal MCP in Santa Cruz County.

² CalAIM has pre-identified Populations of Focus (POF), which includes both adults and children experiencing homelessness. When MCPs report the data, they select a single POF for the Medi-Cal member. Given the intersectionality that leads some of the POFs to overlap, there may be additional people experiencing homelessness receiving ECM who are categorized under other POFs.

Solano County

Homebase with support from the California Health Care Foundation - Feb 2025

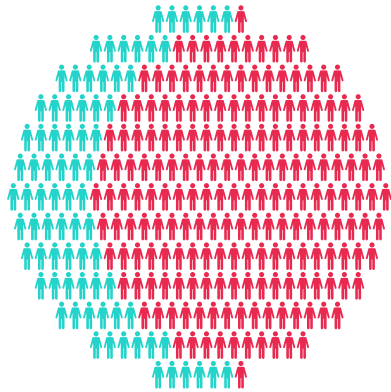
- **One Managed Care Plan (2023):** Partnership Health Plan of California¹
- **Total Medi-Cal Managed Care Plan enrollment (2023):** 139,652
- **Whole Person Care/Health Homes participant:** Yes

NEED

Calendar Year 2023

1,411

Estimate of People Experiencing Homelessness
in Solano County via HMIS/HDIS.



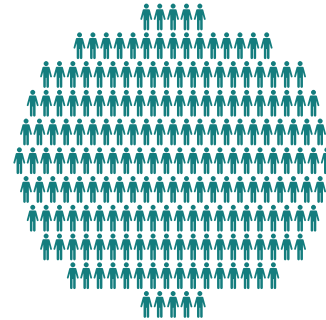
991

Estimate of People Experiencing Homelessness
with **Disabling Conditions**



1,017

Estimate of People Experiencing Homelessness
Who Accessed Care through
the Emergency Department



ACCESS/SERVICES

Calendar Year 2023
Quarter 4 only

Enhanced Care Management (ECM)

494

Number of Members who are
Enrolled in Enhanced Care Management (ECM)²



54%

269

Enrollment of Members
Experiencing Homelessness in ECM



Community Supports

198

Number of Members who
Utilized Community Supports



82%



162

Number of Members Receiving
Housing Transition Navigation Services



0%

0

Number of Members Receiving
Housing Deposits



0

Number of Members Receiving
Housing Tenancy and Sustaining Services



¹ As of January 1, 2024, Kaiser Permanente is also a Medi-Cal MCP in Solano County.

² CalAIM has pre-identified Populations of Focus (POF), which includes both adults and children experiencing homelessness. When MCPs report the data, they select a single POF for the Medi-Cal member. Given the intersectionality that leads some of the POFs to overlap, there may be additional people experiencing homelessness receiving ECM who are categorized under other POFs.

Sonoma County

Homebase with support from the California Health Care Foundation - Feb 2025

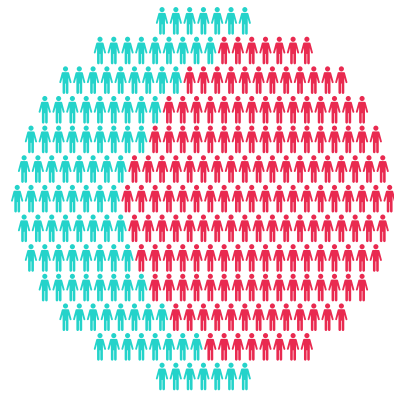
- **One Managed Care Plan (2023):** Partnership Health Plan of California¹
- **Total Managed Care Medi-Cal Enrollment (2023):** 132,895
- **Whole Person Care/Health Homes participant:** Yes

NEED

Calendar Year 2023

3,305

Estimate of People Experiencing Homelessness in Sonoma County via HMIS/HDIS.



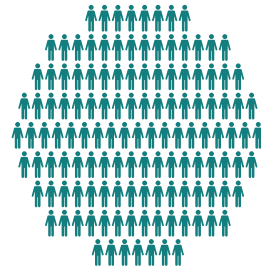
1,985

Estimate of People Experiencing Homelessness with **Disabling Conditions**



1,602

Estimate of People Experiencing Homelessness Who Accessed Care through the Emergency Department



ACCESS/SERVICES

Calendar Year 2023
Quarter 4 only

Enhanced Care Management (ECM)

823

Number of Members who are

Enrolled in Enhanced Care Management (ECM)²



51%

418

Enrollment of Members

Experiencing Homelessness in ECM



Community Supports

429

Number of Members who

Utilized Community Supports



29%



125

Number of Members Receiving **Housing Transition Navigation Services**



0%



0

Number of Members Receiving **Housing Deposits**



20%



85

Number of Members Receiving

Housing Tenancy and Sustaining Services



¹ As of January 1, 2024, Kaiser Permanente is also a Medi-Cal MCP in Sonoma County.

² CalAIM has pre-identified Populations of Focus (POF), which includes both adults and children experiencing homelessness. When MCPs report the data, they select a single POF for the Medi-Cal member. Given the intersectionality that leads some of the POFs to overlap, there may be additional people experiencing homelessness receiving ECM who are categorized under other POFs.

Stanislaus County

Homebase with support from the California Health Care Foundation - Feb 2025

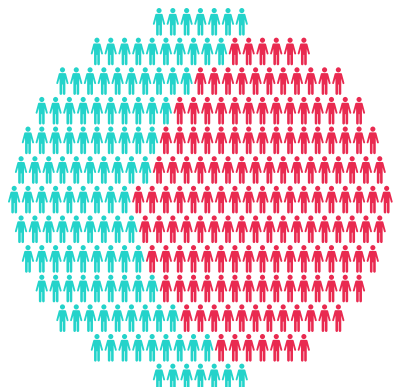
- **Two Managed Care Plans (2023):** Health Net Community Solutions, Inc. and Health Plan of San Joaquin¹
- **Total Medi-Cal Managed Care Plan enrollment (2023):** 247,320
- **Whole Person Care/Health Homes participant:** No

NEED

Calendar Year 2023

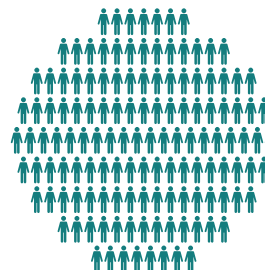
6,431

Estimate of People Experiencing Homelessness in Stanislaus County via HMIS/HDIS.



3,163

Estimate of People Experiencing Homelessness Who Accessed Care through the Emergency Department



3,576

Estimate of People Experiencing Homelessness with Disabling Conditions



ACCESS/SERVICES

Calendar Year 2023
Quarter 4 only

Enhanced Care Management (ECM)

302

Number of Members who are

Enrolled in Enhanced Care Management (ECM)²



33%

100

Enrollment of Members

Experiencing Homelessness in ECM



Community Supports

156

Number of Members who

Utilized Community Supports



25%

39

Number of Members Receiving **Housing Transition Navigation Services**



54%

85

Number of Members Receiving **Housing Tenancy and Sustaining Services**



0%

0

Number of Members Receiving **Housing Deposits**



¹ As of January 1, 2024, Kaiser Permanente is also a Medi-Cal MCP in Stanislaus County.

² CalAIM has pre-identified Populations of Focus (POF), which includes both adults and children experiencing homelessness. When MCPs report the data, they select a single POF for the Medi-Cal member. Given the intersectionality that leads some of the POFs to overlap, there may be additional people experiencing homelessness receiving ECM who are categorized under other POFs.

Sutter and Yuba Counties

Homebase with support from the California Health Care Foundation - Feb 2025

- **Two Managed Care Plans (2023):**
Anthem Blue Cross and California Health and Wellness¹
- **Total Medi-Cal Managed Care Plan enrollment (2023):** 78,053
- **Whole Person Care/Health Homes participant:** No

NEED

Calendar Year 2023

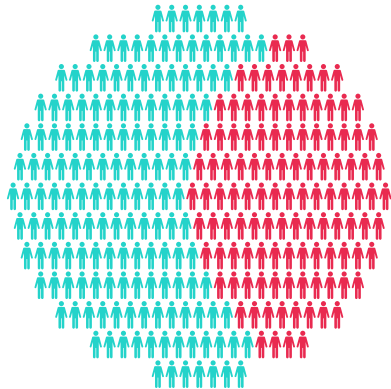
3,030

Estimate of People Experiencing Homelessness in Sutter and Yuba Counties via HMIS/HDIS.



448

Estimate of People Experiencing Homelessness Who Accessed Care through the Emergency Department²



1,278

Estimate of People Experiencing Homelessness with **Disabling Conditions**



ACCESS/SERVICES

Calendar Year 2023
Quarter 4 only

Enhanced Care Management (ECM)

620

Number of Members who are **Enrolled in Enhanced Care Management (ECM)**³



55%

344

Enrollment of Members **Experiencing Homelessness in ECM**



Community Supports

520

Number of Members who **Utilized Community Supports**



79%



411

Number of Members Receiving **Housing Transition Navigation Services**



2%

0%

0

Number of Members Receiving **Housing Tenancy and Sustaining Services**



13

Number of Members Receiving **Housing Deposits**



¹ As of January 1, 2024, Kaiser Permanente is also a Medi-Cal MCP in Sutter and Yuba Counties.

² Emergency Department data unavailable for Sutter County.

³ CalAIM has pre-identified Populations of Focus (POF), which includes both adults and children experiencing homelessness. When MCPs report the data, they select a single POF for the Medi-Cal member. Given the intersectionality that leads some of the POFs to overlap, there may be additional people experiencing homelessness receiving ECM who are categorized under other POFs.

Tehama County

Homebase with support from the California Health Care Foundation - Feb 2025

- **Two Managed Care Plans (2023):** Anthem Blue Cross and California Health and Wellness¹
- **Total Medi-Cal Managed Care Plan enrollment (2023):** 29,276
- **Whole Person Care/Health Homes participant:** No

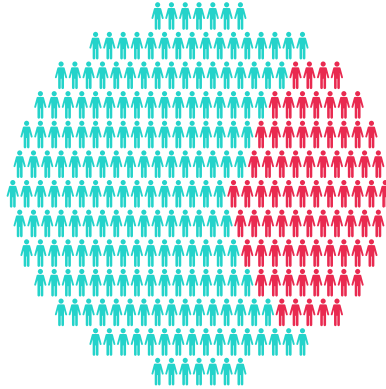
NEED

Calendar Year 2023

697



Estimate of People Experiencing Homelessness in Tehama County via HMIS/HDIS.



195

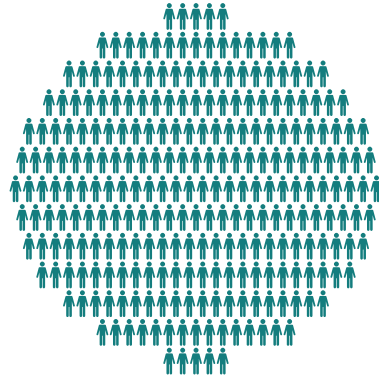


Estimate of People Experiencing Homelessness with Disabling Conditions

674²



Estimate of People Experiencing Homelessness Who Accessed Care through the Emergency Department



ACCESS/SERVICES

Calendar Year 2023
Quarter 4 only

Enhanced Care Management (ECM)

25



Number of Members who are

Enrolled in Enhanced Care Management (ECM)³



0%

0

Enrollment of Members

Experiencing Homelessness in ECM



Community Supports

18



Number of Members who

Utilized Community Supports



0

Number of Members Receiving

Housing Transition Navigation Services



0

Number of Members Receiving

Housing Deposits



0

Number of Members Receiving

Housing Tenancy and Sustaining Services



¹ As of January 1, 2024, Anthem Blue Cross and Health Net Solutions Inc. are no longer service Tehama County, As of January 1, 2024, Partnership Health Plan of California is the Medi-Cal MCP in Tehama County.

² Hospitals differ in how they code Emergency Department visits. The calculation imputes individuals based on visits, which may be the reason Emergency Department visits exceed the number of people experiencing homelessness in this CoC.

³ CalAIM has pre-identified Populations of Focus (POF), which includes both adults and children experiencing homelessness. When MCPs report the data, they select a single POF for the Medi-Cal member. Given the intersectionality that leads some of the POFs to overlap, there may be additional people experiencing homelessness receiving ECM who are categorized under other POFs.

Ventura County

Homebase with support from the California Health Care Foundation - Feb 2025

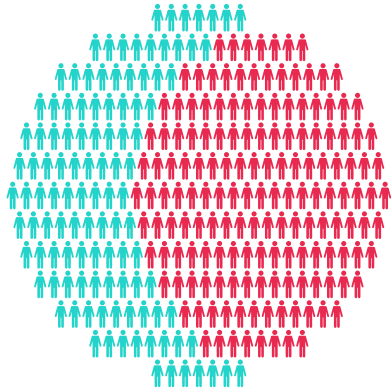
- **One Managed Care Plan (2023):** Gold Coast Health Plan¹
- **Total Managed Care Medi-Cal Enrollment (2023):** 250,951
- **Whole Person Care/Health Homes participant:** Yes

NEED

Calendar Year 2023

2,916

Estimate of People Experiencing Homelessness in Ventura County via HMIS/HDIS.



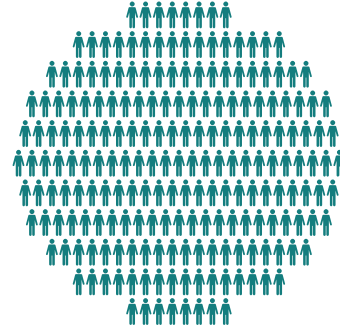
1,681

Estimate of People Experiencing Homelessness with **Disabling Conditions**



2,282²

Estimate of People Experiencing Homelessness Who Accessed Care through the Emergency Department



ACCESS/SERVICES

Calendar Year 2023
Quarter 4 only

Enhanced Care Management (ECM)

830

Number of Members who are **Enrolled in Enhanced Care Management (ECM)**³



82%

684

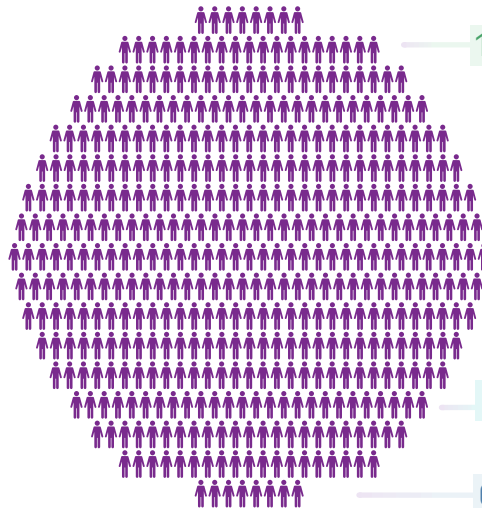
Enrollment of Members **Experiencing Homelessness in ECM**



Community Supports

4,179

Number of Members who **Utilized Community Supports**



11%



459

Number of Members Receiving **Housing Transition Navigation Services**



0

Number of Members Receiving **Housing Deposits**



0%

0

Number of Members Receiving **Housing Tenancy and Sustaining Services**



¹ As of January 1, 2024, Kaiser Permanente is also a Medi-Cal MCP in Ventura County.

² Hospitals differ in how they code Emergency Department visits. The calculation imputes individuals based on visits, which may be the reason Emergency Department visits exceed the number of people experiencing homelessness in this CoC.

³ CalAIM has pre-identified Populations of Focus (POF), which includes both adults and children experiencing homelessness. When MCPs report the data, they select a single POF for the Medi-Cal member. Given the intersectionality that leads some of the POFs to overlap, there may be additional people experiencing homelessness receiving ECM who are categorized under other POFs.

Yolo County

Homebase with support from the California Health Care Foundation - Feb 2025

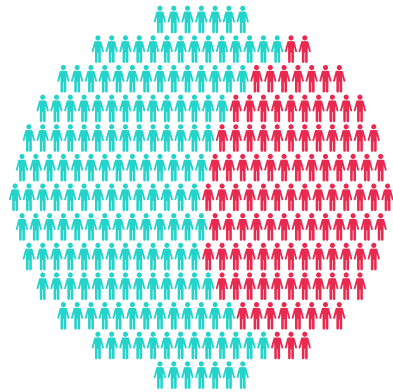
- **One Managed Care Plan (2023):** Partnership Health Plan of California¹
- **Total Managed Care Medi-Cal Enrollment (2023):** 62,859
- **Whole Person Care/Health Homes participant:** No

NEED

Calendar Year 2023

1,545

Estimate of People Experiencing Homelessness
in Yolo County via HMIS/HDIS.



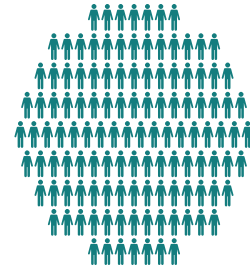
605

Estimate of People Experiencing Homelessness
with **Disabling Conditions**



696

Estimate of People Experiencing Homelessness
Who Accessed Care through
the Emergency Department



ACCESS/SERVICES

Calendar Year 2023
Quarter 4 only

Enhanced Care Management (ECM)

206

Number of Members who are

Enrolled in Enhanced Care Management (ECM)²



46%

95

Enrollment of Members
Experiencing
Homelessness in ECM



Community Supports

72

Number of Members who

Utilized Community Supports



57%

41

Number of Members Receiving
Housing Transition Navigation Services



21%

15

Number of Members Receiving
Housing Tenancy and Sustaining Services



0%

0

Number of Members Receiving
Housing Deposits



¹ As of January 1, 2024, Kaiser Permanente is also a Medi-Cal MCP in Yolo County.

² CalAIM has pre-identified Populations of Focus (POF), which includes both adults and children experiencing homelessness. When MCPs report the data, they select a single POF for the Medi-Cal member. Given the intersectionality that leads some of the POFs to overlap, there may be additional people experiencing homelessness receiving ECM who are categorized under other POFs.

Data Points

Data Source and Description

■ Medi-Cal Managed Care Plans.	Source: ECM and Community Supports Quarterly Implementation Report . California Department of Health Care Services. Updated December 2024. Homebase did not include Specialty Health Plans. 2024 changes are indicated in footnotes.
■ Estimate of People Experiencing Homelessness in the County/ Continuum of Care (2023) . ■ Estimate of People Experiencing Homelessness with Self-Reported Disabling Conditions (2023) .	Source: Homeless Data Integration System (HDIS) , State of California Business, Consumer Services and Housing Agency. Data is from Calendar Year 2023. HDIS is a state database that de-duplicates data and displays information in aggregate from all 44 California Continuums of Care.
■ Imputed Estimate of People Experiencing Homelessness Who Accessed Care through the Emergency Department (2023).	Source: 2023 Hospital Emergency Report , Department of Health Care Access and Information (HCAI), California Health and Human Services. Data is from Calendar Year 2023. To impute the number of individuals experiencing homelessness who access care through the emergency department, Homebase divided the total emergency department visits for people experiencing homelessness by 2.6. This was based on an analysis of 2019 HCAI discharge data conducted by the Public Policy Institute of California. How Hospital Discharge Data Can Inform State Homelessness Policy .
■ Average MCP Members in the Last 12 months of the Reporting Period (2023 Q4) .	Source: Chart 1.7.1, ECM and Community Supports Quarterly Implementation Report, as of December 31, 2023 , California Department of Health Care Services, August 2024, updated December 2024.
■ Number of Unique Members who Received ECM in Calendar Year 2023 , Quarter 4 Reporting Period (2023 Q4).	Source: Chart 1.7.2, Total Members Who Received ECM by MCP and County in Each Quarter of the Reporting Period , California Department of Health Care Services, Updated December 2024.
■ Enrollment of People Experiencing Homelessness in ECM (Adult-Individuals, Children and Youth – Individuals Experiencing Homelessness) Quarter 4 Reporting Period (2023 Q4) ." and strike the hyperlink (CY 2023 Q4)	Source: Chart 1.7.3, Total Number of Members Who Received ECM by MCP and County by Population of Focus by Quarter , California Department of Health Care Services, Updated December 2024.
■ Percent of people who received ECM in Calendar 2023, Quarter 4 who were experiencing homelessness.	Divide the # of people receiving ECM who were experiencing homelessness by the total # of members who received ECM.
■ Number of Members who Utilized Community Supports in Calendar Year 2023 , Quarter 4 Reporting Period (2023 Q4).	Source: Chart 3.9.2, Total Members who Received Community Supports by MCP and County in Each Quarter of the Reporting Period , California Department of Health Care Services, Updated December 2024.
■ Number of People Receiving Housing Transition Navigation Services , Quarter 4 Reporting Period (2023 Q4).	Source: Chart 3.9.3, ECM and Community Supports Quarterly Implementation Report , California Department of Health Care Services, Updated December 2024.
■ Percent of people who received Community Supports in Calendar 2023, Quarter 4 who received Housing Transition Navigation Services.	Divide the # of people who received housing navigation by the total # of members who received Community Supports.
■ Number of People Receiving Housing Deposits , Quarter 4 Reporting Period (2023 Q4)." and strike "(CY 2023 Q4)	Source: Chart 3.9.3, ECM and Community Supports Quarterly Implementation Report . California Department of Health Care Services, updated December 31, 2024.
■ Percent of people who received Community Supports in Calendar 2023, Quarter 4 who received Housing Deposits.	Divide the # of people who received housing deposits by the total # of members who received Community Supports.
■ Number of People Receiving Housing Tenancy and Sustaining Services , Quarter 4 Reporting Period (2023 Q4).	Source: Chart 3.9.3, ECM and Community Supports Quarterly Implementation Report . California Department of Health Care Services, updated December 31, 2024.
■ Percent of people who received Community Supports in Calendar 2023, Quarter 4 who received Housing Tenancy and Sustaining Services.	Divide the # of people who received housing tenancy and sustaining services by the total # of members who received Community Supports.